
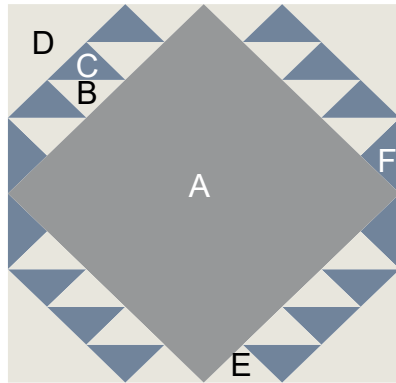


May 23



Dove of Peace, 6", Light

(6½" x 6½" unfinished)




Cut



4¾" x 4¾"
(opportunity to fussy cut)



3" x 3"
(cut diagonally)



2½" x 2½"

2½" x 2½"



2½" x 2½"
(cut twice diagonally)

2½" x 2½"
(cut twice diagonally)

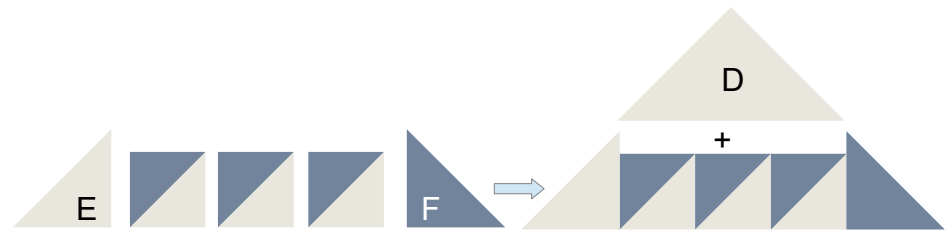
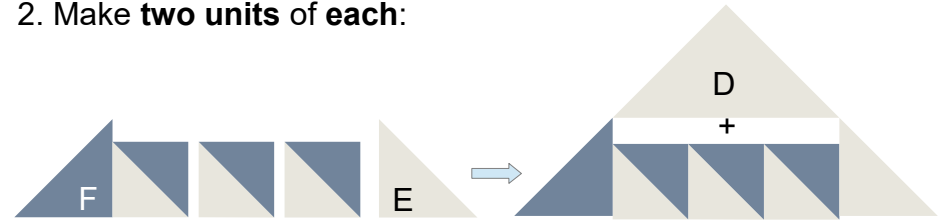
Sew

1. Half-square triangles:

$$6 \text{ B} + 6 \text{ C} = 12 \text{ B/C}$$

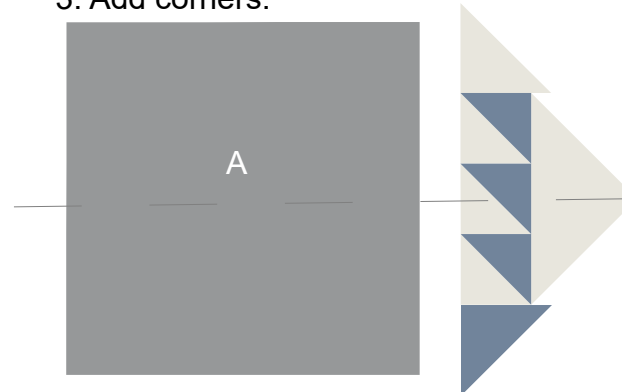
Trim to 1⅜" x 1⅜".

2. Make **two units of each**:



Centre the D units as they are added (finger press to find the centres).

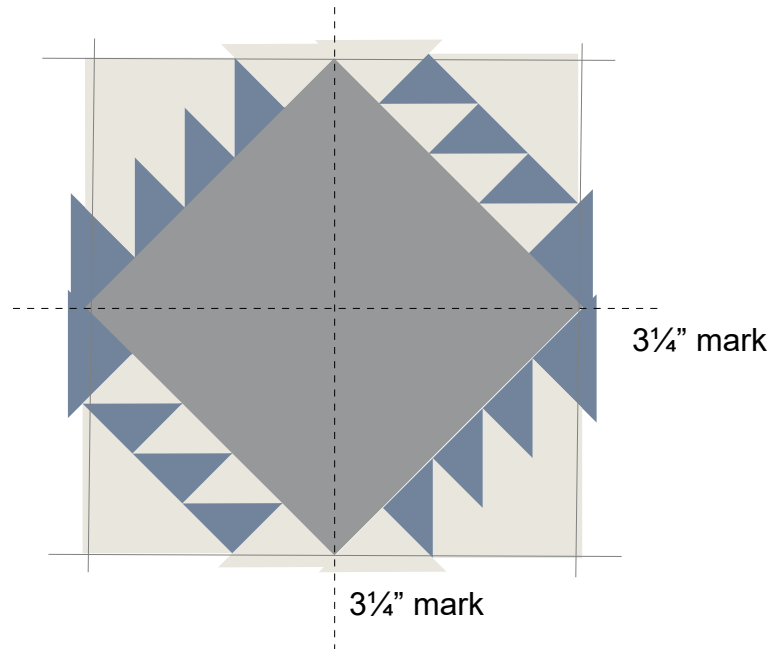
3. Add corners:



Centre the units along the side of the A square (finger press to find the centres).

Continue for all sides, following the diagram for the placement of E and F.

4. Trim:



Trim to $6\frac{1}{2}$ " x $6\frac{1}{2}$ " (align your ruler at the $3\frac{1}{4}$ " mark – dotted line in diagram).